



Olivia & Will's Fine Children's Furniture
PO Box 2610
Mission Viejo, CA 92690

Phone: (949) 547-5288
Fax: (866) 297-8285
www.oliviaandwill.com

Making Dreams Come True!

Capt'n Will's Pirate Collection Spec Sheet



Not to leave Will out of the fun, we've created our newest collection after his favorite characters in the movies – from Peter Pan to Pirates of the Caribbean. But we didn't want just make "any" pirate ship, we followed our usual path by not even looking in the market place for what exists already for fear of tainting our creativity. And we stayed true to the company's 3 themes: looking like the real thing, a center piece and night lights. That left us with a galleon for a ship, and many ideas to follow. And what we created, we think will be more than just a bed or a pirate ship bed, but fun-filled, high-spirited, wayfaring voyages for every boy – and girl – setting sail for that son or grandson as the bed will transcend time just as the pirates of over 200 years ago.

Will's collection is designed for both appeal but also for storage. We won't deny the obvious, it isn't small! But it should fit most basic rooms. Just as "unique" as Olivia's Princess Collection is, Captain Will's Pirate Collection will stand out in a crowd and sail on from one son's dreams to the next generation!


The bed:

For now, the beds come only as twin beds. Making a full size requires a different bed as far as production goes. But it **IS** in the works. Each bed is composed of the best Select New Zealand Pine solid wood (just over 93%) and Select New Zealand Pine veneers¹. We use the veneer only on the curved portion of the bow and stern only in order to form the curved shape. The rest of the bed is the select New Zealand Pine on the bow, stern, façade sides and side rails and frames for the drawers or trundle options.

Overall Dimensions:

Bed w/Mast (L x W x H): 10'-3" x 3'-5.5" x 7'
Bed w/o Mast (L x W x H): 10'-3" x 3'-5.5" x 3'-1"
Side Gun Rails from Floor: 29" (H), Side Rails 19.5" (H)

The bed is composed of 3 sections: Bow, Stern and mid-ship section is a knock down due to shipping issues. Please see instructions for assembly.


 **Bow (footboard):** Just as a real ship, the bow is curved both from side to point and curved down from the gun rail center to the keel – necessary to cut through those rough waters ahead. The inside deck of the bow is level with a 10" mattress. Mattresses are not sold with the bed and the size of the mattress only matters as it relates to standard twin sizes. Thickness is the option of the buyer (9" to pillow-top) and box springs are not necessary because there are 13 slats across. Still want one anyway? Customers can use a "bunky board", which is half the height of a standard box spring and available at most mattress stores. But simply laying plywood across the slats works well too. Again, this isn't necessary, but we do get asked often.

There are two deck compartments, left and right sides, flush with the deck (somewhat concealed) and opened with a finger hole in the lids. And the first centerpiece for the bed is the ship's wheel. The ship's wheel spins

**Captain Will's Pirate Collection
Specification Sheet
Effective 3/31/2009**





left and right freely where a boy can stand on the bow and or the mattress edge and command the roughest of adventures in the mightiest of storms and heartiest of seas.

 **Stern (headboard):** Not wasting space, there are 3 sock drawers on each side of the stern. We've included 2 drawers in the headboard below the deck and above the mattress. The upper deck of the stern is set perfectly for pictures, books and various decorative things.


At the center of the deck and stern is a mast rising up to a height of 92" from the floor to the tip, but is adjustable for ceiling heights greater than 8'. The width of the crossbeam of the mast is equal to the sides of the ship and comes with a specially designed spring and bolt so that the crossbeam, when pulled upon, will swing down and out of the joint in the mast. This is a safety feature to prevent "swinging" from the mast. And no, we didn't forget the crow's nest that slips over the top of the mast, the ideal place for small pirate figurines, parrots, etc. Above that, is a pennant of wood that the buyer can hand-paint his or her little pirate's name. The sail drapes down from the crossbeam to just 13" above the deck. The sail is made of a canvas material and includes an imprinted map. Aside from some of the names on the map, the little pirate can draw his/her own treasure route and mark the spot with an X.


Back down to the sides of the stern, there is a window on each side that lights up and requires 12 volt candelabra light bulbs easily found in Home Depot and Lowes or at Phillips online. Each plastic window has four panes, and we include five colors that can be interchanged with yellow, red, blue, green and frosted white. We also stock these and can be ordered and shipped separately at a later date or when needed.


 **Mid-Ship (side rails and components):** The side rails are made up of solid wood. There is a façade below the side rails that comes standard with the bed. Both sides of the bed have fake drawers with handles that mimic cannons coming out of a port hole and door. The handles are painted black. Each drawer face in the standard model opens on a hinge to allow for storage under the bed, or more likely for that little hideaway for any little pirate's treasure. It's perfectly safe, because the mattress can always be lifted up for access below.

 **Trundle/Storage Drawers Option:** The side frame for the façade of drawer faces can be detached from the actual bed and reattached to a trundle "box". This allows the user to move the trundle to either side for a sleepover. Increasing storage space is simple. The storage drawer option is a self-sustaining/supporting box and houses the drawer boxes with slides. In this case, however, do not detach the frame from the bed, but detach each fake drawer from the frame and attach to the drawer boxes. The supporting box for the drawers is mounted to the frame from the inside. You can put up to two sets of storage drawers in a bed.

Make-Up and Colors²:

 **The bed** is made up of select American Pine (reduced knots) and high-density MDF Veneers (E-1 after 1/31/2009 to meet Phase 1 of the CARB requirements¹). We are offering 3 colors of stains right now, but are open to adding more colors in the future. The options are a 1) Deep Cherry 2) Chocolate and 3) Navy Blue. We are looking into creating a "beat up" version as well. As with all of our products, we do offer custom colors. There is a fee for this, and customers can provide paint samples from stores such as Home Depot, Lowes, etc. Simply tell us the number, and we'll pick one up and match it. There is an 8 to 12 week time frame on special colors or paints that depends on the timing of the order with each batch of beds being produced.

 **The nightlights** are (E12/Candelabra) 6 Watt 12 Volt light bulbs that can be found at Home Depot stores nationwide. They can also be purchased from Olivia & Will, Inc.

 **Paint/Stain** is lead free among other harmful chemical free elements. The paints and stains themselves have been tested prior to application to provide the most accurate test possible.

 **The Sail** is labeled for care and meets NFPA 701 fire retardant standards.



All case goods:

Carefully crafted, each casegood fits the bed but is also cost effective and will be available in the by mid May 2009. More details will follow.

All case goods are made completely from Select New Zealand Pine wood and other hardwoods internally. All drawer faces, top surfaces and decorative profiles are made with the Select New Zealand Pine wood, an excellent choice for strength and smooth texture after staining. In addition, each drawer "box" is made from solid wood and unfinished and uses dovetail joints for expert craftsmanship, the best and strongest joints made, and mounted on with traditional wood glides with bees wax to mimic drawers from 300 years ago.

All case goods are stained and lacquered in matching colors, except for the Navy Blue and that is because it is in the beginning test stage for marketing (not enough demand to warrant MOQ's with factories).

Product Dimensions

Pirate Ship Bed

MPN/Color	HEAD BOARD	FOOT BOARD	SIDE & GUARD RAIL & SLATS	TRUNDLE FAÇADE	Ass. Dimensions
501-101-1 Chocolate	Bx Sz: 46" (W) x 39.25" (H) x 25.25" (D)	Bx Sz: 46" (W) x 39" (H) x 25" (D)	Bx Sz: 79" (L) x 14" (W) x 10" (D)	Bx Sz: 79" (L) x 15" (W) x 6" (D)	Overall
	N.W.: 130 Lbs (59 Kg)	N.W.: 77 Lbs (35 Kg)	N.W.: 66 Lbs (30 Kg)	N.W.: 55 Lbs (25 Kg)	42" ^(W) 10'-2" ^(L) X 36" ^(H)
	G.W.: 144 Lbs (65 Kg)	G.W.: 88 Lbs (40 Kg)	G.W.: 73 Lbs (33 Kg)	G.W.: 62 Lbs (28 Kg)	Overall w/mast
	Bx#: 1 of 4	Bx#: 2 of 4	Bx#: 3 of 4	Bx#: 4 of 4	42" ^(W) 10'-2" ^(L) X 92" ^(H)
502-101-1 Deep Cherry	Bx Sz: 46" (W) x 39.25" (H) x 25.25" (D)	Bx Sz: 46" (W) x 39" (H) x 25" (D)	Bx Sz: 79" (L) x 14" (W) x 10" (D)	Bx Sz: 79" (L) x 15" (W) x 6" (D)	Overall
	N.W.: 130 Lbs (59 Kg)	N.W.: 77 Lbs (35 Kg)	N.W.: 66 Lbs (30 Kg)	N.W.: 55 Lbs (25 Kg)	42" ^(W) 10'-2" ^(L) X 36" ^(H)
	G.W.: 144 Lbs (65 Kg)	G.W.: 88 Lbs (40 Kg)	G.W.: 73 Lbs (33 Kg)	G.W.: 62 Lbs (28 Kg)	Overall w/mast
	Bx#: 1 of 4	Bx#: 2 of 4	Bx#: 3 of 4	Bx#: 4 of 4	42" ^(W) 10'-2" ^(L) X 92" ^(H)
503-101-1 Black Magic (See note Below)	Bx Sz: 46" (W) x 39.25" (H) x 25.25" (D)	Bx Sz: 46" (W) x 39" (H) x 25" (D)	Bx Sz: 79" (L) x 14" (W) x 10" (D)	Bx Sz: 79" (L) x 15" (W) x 6" (D)	Overall
	N.W.: 130 Lbs (59 Kg)	N.W.: 77 Lbs (35 Kg)	N.W.: 66 Lbs (30 Kg)	N.W.: 55 Lbs (25 Kg)	42" ^(W) 10'-2" ^(L) X 36" ^(H)
	G.W.: 144 Lbs (65 Kg)	G.W.: 88 Lbs (40 Kg)	G.W.: 73 Lbs (33 Kg)	G.W.: 62 Lbs (28 Kg)	Overall w/mast
	Bx#: 1 of 4	Bx#: 2 of 4	Bx#: 3 of 4	Bx#: 4 of 4	42" ^(W) 10'-2" ^(L) X 92" ^(H)
504-101-1 Blue	Bx Sz: 46" (W) x 39.25" (H) x 25.25" (D)	Bx Sz: 46" (W) x 39" (H) x 25" (D)	Bx Sz: 79" (L) x 14" (W) x 10" (D)	Bx Sz: 79" (L) x 15" (W) x 6" (D)	Overall
	N.W.: 130 Lbs (59 Kg)	N.W.: 77 Lbs (35 Kg)	N.W.: 66 Lbs (30 Kg)	N.W.: 55 Lbs (25 Kg)	42" ^(W) 10'-2" ^(L) X 36" ^(H)
	G.W.: 144 Lbs (65 Kg)	G.W.: 88 Lbs (40 Kg)	G.W.: 73 Lbs (33 Kg)	G.W.: 62 Lbs (28 Kg)	Overall w/mast
	Bx#: 1 of 4	Bx#: 2 of 4	Bx#: 3 of 4	Bx#: 4 of 4	42" ^(W) 10'-2" ^(L) X 92" ^(H)

Please contact Olivia & Will, Inc. for ordering the Black Magic color. Consider this a special order item as we test market the Black Magic color only, and may not always be in stock. We will notify customers should we change this status.

7 Drawer Dresser

MPN/Color	7 Drawer Dresser	m
501-430-7 Chocolate	Bx Sz: 56-1/2" (L) x 33" (H) x 23" (D)	Overall
	N.W.:	Not Applicable (Comes assembled)
	G.W.:	
	Bx#: 1 of 1	
502-430-7 Deep Cherry	Bx Sz: 56-1/2" (L) x 33" (H) x 23" (D)	Overall
	N.W.:	Not Applicable (Comes assembled)
	G.W.:	
	Bx#: 1 of 1	



Nightstand

MPN/Color	Nightstand	Ass. Dimensions
501-401-1 Chocolate	Bx Sz: 24-1/2" (L) x 33" (H) x 23" (D)	Overall
	N.W.:	Not Applicable (Comes assembled)
	G.W.:	
	Bx#: 1 of 1	
502-401-1 Deep Cherry	Bx Sz: 24-1/2" (L) x 33" (H) x 23" (D)	Overall
	N.W.:	Not Applicable (Comes assembled)
	G.W.:	
	Bx#: 1 of 1	





Product Dimensions (Cont'd).

Toy Chest

MPN/Color	Toy Chest	Ass. Dimensions
501-150-1 Chocolate	Bx Sz: 31" (L) x 19" (H) x 17" (D) N.W.: G.W.: Bx#: 1 of 1	Overall
502-150-1 Deep Cherry	Bx Sz: 31" (L) x 19" (H) x 17" (D) N.W.: G.W.: Bx#: 1 of 1	Overall



Step Stool

MPN/Color	Step Stool	Ass. Dimensions
501-520-0 Chocolate	Bx Sz: Overall N.W.: G.W.: Bx#:	Overall
502-520-0 Deep Cherry	Bx Sz: Overall N.W.: G.W.: Bx#:	Overall



Child Safety Guard

MPN/Color	Child Safety Guard	Ass. Dimensions
501-520-0 Chocolate	Bx Sz: 40" (L) x 8-1/4" (H) x 1-1/4" (Thick) N.W.: G.W.: Bx#: 1 of 1	Overall Not Applicable (Comes assembled)
502-520-0 Deep Cherry	Bx Sz: N.W.: G.W.: Bx#: 1 of 1	Overall Not Applicable (Comes assembled)



Trundle, Storage Drawers, Book Case Dimensions to Be Added by May 1st, 2009, but are available for sale now.

¹Note: All select MDF and HWPW veneers used, meet phase 1 requirements (1/1/09) set forth by California Air Resources Board (CARB). The new standard is covered under section 93120-93120.12, title 17, California Code of Regulations for the purpose of reducing and controlling formaldehyde emissions from composite wood products. Further information on testing methods and requirements can be found online at: <http://www.arb.ca.gov/toxics/compwood/factsheet.htm>.

² Note: Specifications are subject to changes without notice and at the discretion of Olivia & Will's Fine Children's Furniture.